



lumini Solucoes em Iluminacao LTDA
www.lumini.com.br
Email: laboratorio@lumini.com.br
Tel: +55 11 3437-5555 Fax: +55 11 3437-5555
Address: Rua Ferreira Viana, 716 - Socorro - São Paulo/SP

lumini

LumCAT:

Luminaire: villa w

LampCAT: modulo led tr 5W 2700K irc 90

Ballast type:

Report No:

Voltage(V): 127.0800

Test No:

Current(A): 0.0400

Number of Lamps: 0

Power (W): 4.7700

Lamp flux(lm): 290.0

PF: 0.9360

Length(mm): 300

Width(mm): 300

Phm Type: C

Height(mm): 0

Photometric Results

Lumens(lm): 161.74, Efficiency(%): 0.00% , Luminous Efficacy(lm/W): 33.91

Central intensity(cd): 68.111, Maximum intensity(cd): 68.111

Angle of maximum intensity: $C=0.0$ $\gamma=0.0$

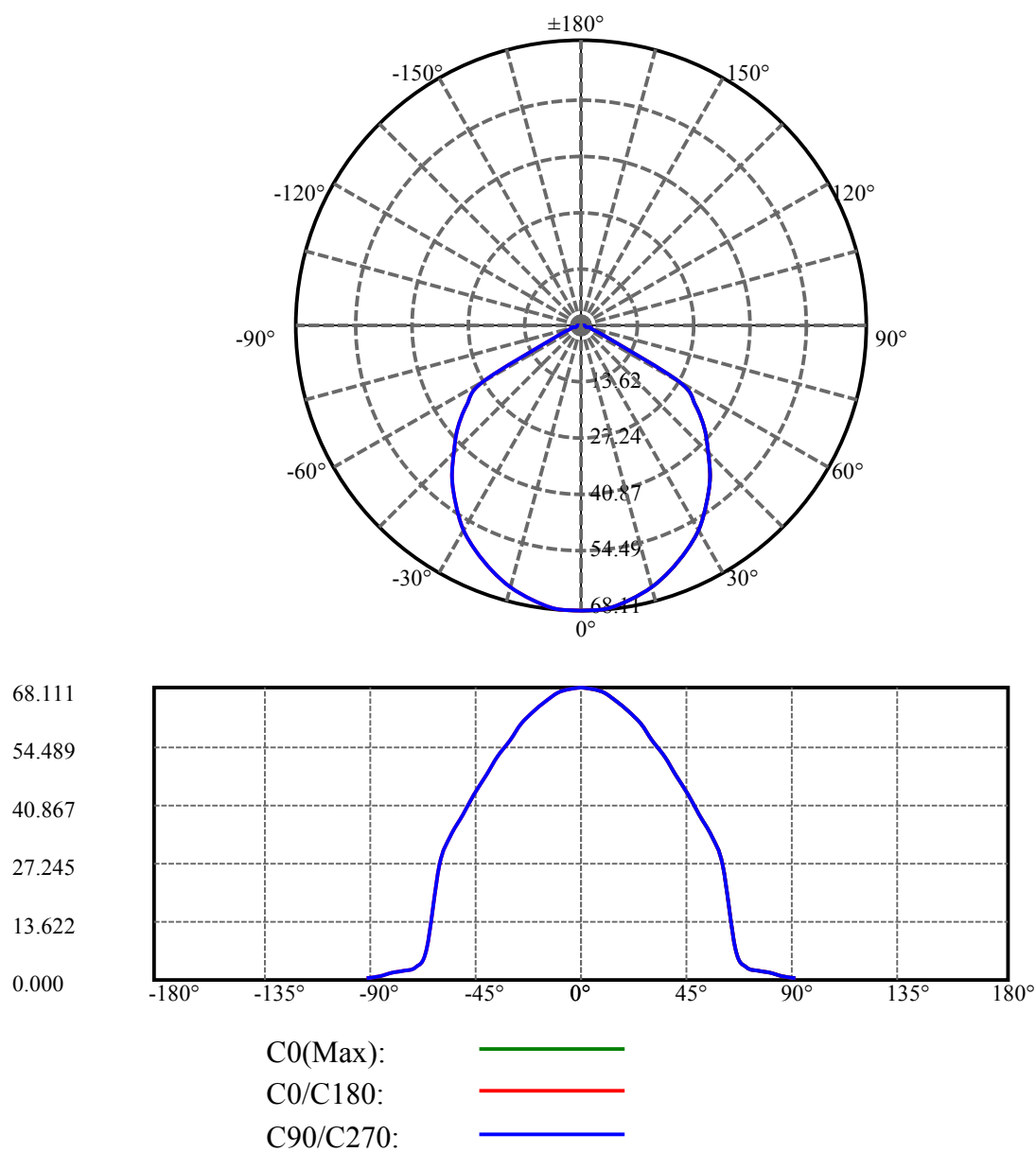
Beam angle of C0 plane : 109.07

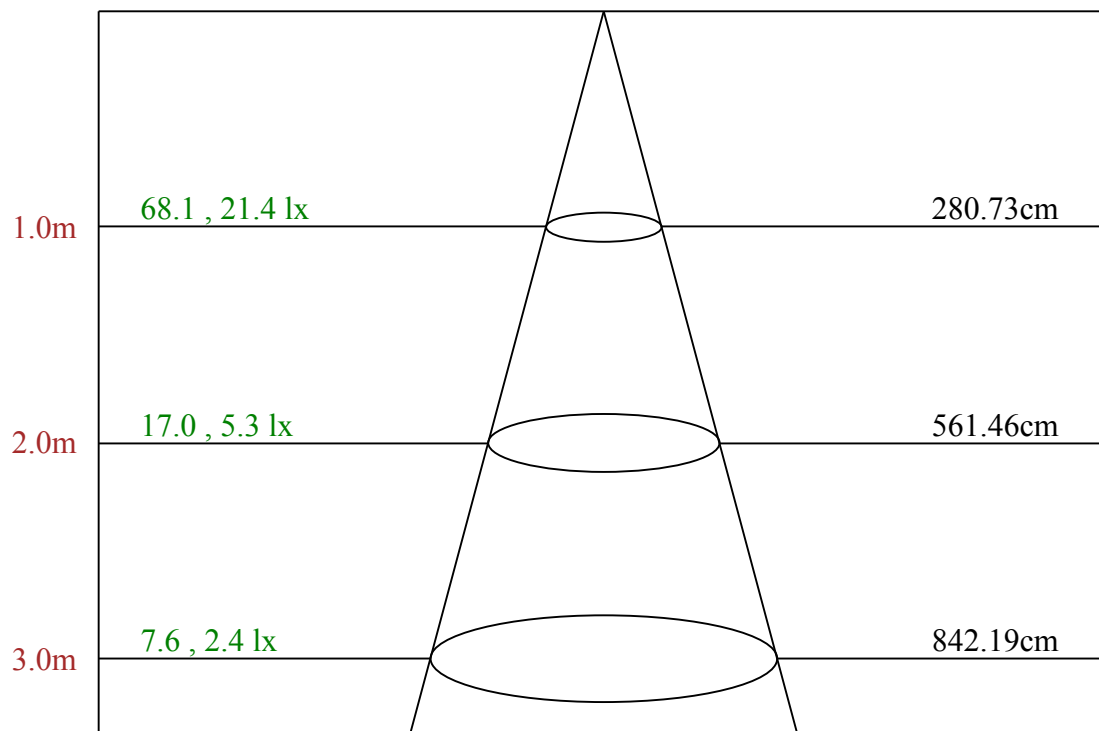
Average BeamAngle(IEC 61341): 109.07

Equipment: equipamento lumini
Temperature(°C): 25.0

Date: 6/5/2023
Humidity(%): 55.0%

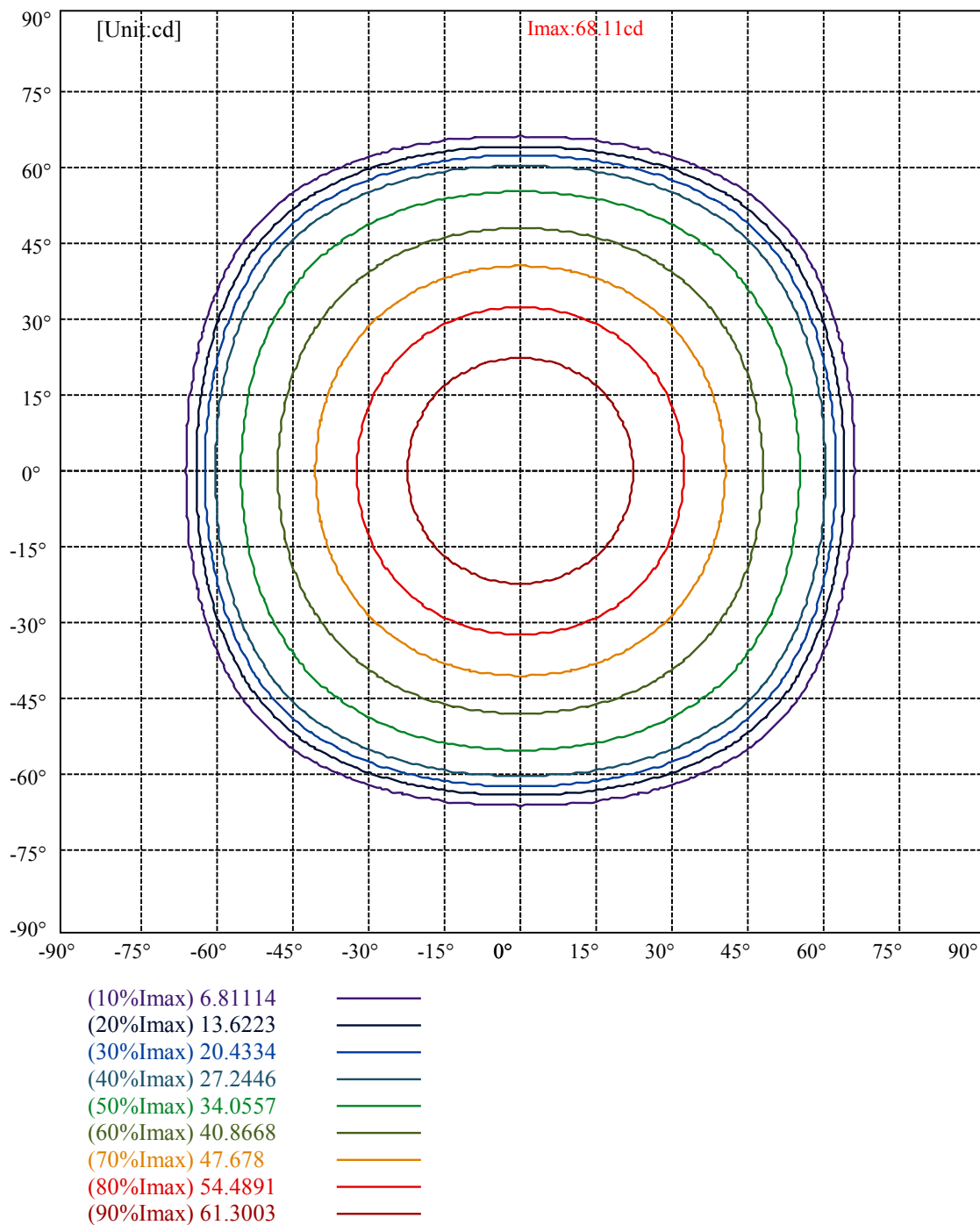
Operator: 01
Distance(m): 6.90





Max , Ave

Beam angle of C0 plane 109.07



lumini

Luminance Limiting Curve(no luminous side)

Appendix Page: 5 Total:6

Luminance Table

γ	45	50	55	60	65	70	75	80	85
C0	676	666	651	596	186	94	98	97	99
C45	676	666	651	596	186	94	98	97	99
C90	676	666	651	596	186	94	98	97	99

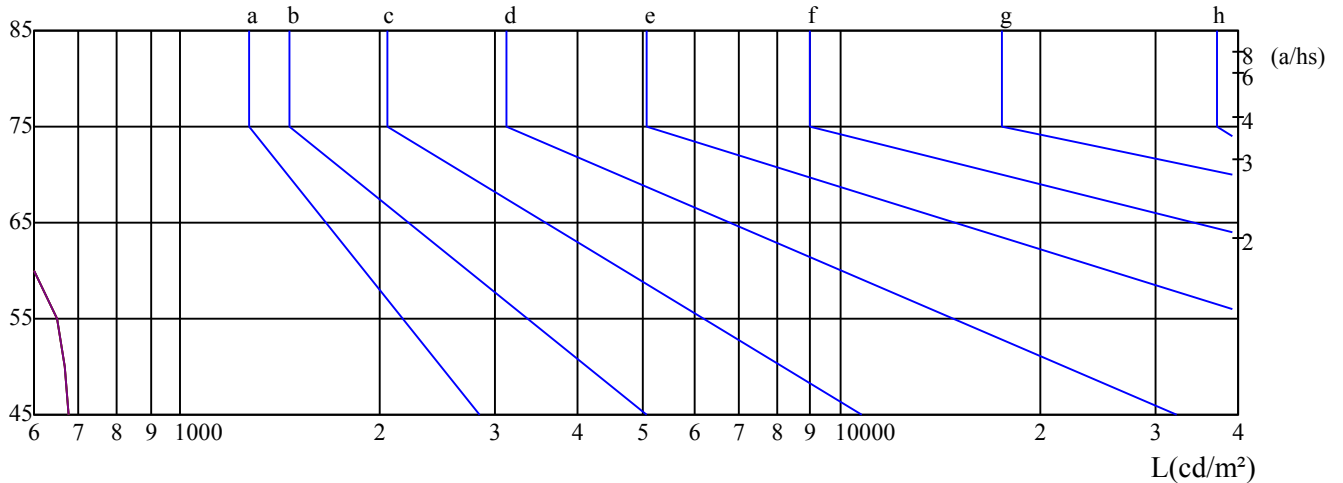
L(Hor)(65)	L(Ver)(65)	L45(65)	L(Hor)(75)	L(Ver)(75)	L45(75)	L(Hor)(85)	L(Ver)(85)	L45(85)
186	186	186	98	98	98	99	99	99

Glare Table

Glare	Quality	Service Values Illuminance(lx)							
1.15	A	2000	1000	500	≤ 300				
1.5	B		2000	1000	500	≤ 300			
1.85	C			2000	1000	500	≤ 300		
2.2	D				2000	1000	500	≤ 300	
2.55	E					2000	1000	500	≤ 300
		a	b	c	d	e	f	g	h

Luminance Limiting Curve

$\gamma(^{\circ})$



C0 ———

C45 ———

C90 ———

Equipment: equipamento lumini
Temperature($^{\circ}\text{C}$): 25.0

Date: 6/5/2023
Humidity(%): 55.0%

Operator: 01
Distance(m): 6.90

Illumination assessment according UGR											
Rf of Ceiling	70	70	50	50	30	70	70	50	50	30	
Rf of Wall	50	30	50	30	30	50	30	50	30	30	
Rf of Floor	20	20	20	20	20	20	20	20	20	20	
Room dimensions		Viewed crosswise					Viewed endwise				
X	Y										
2H	2H	11.32	12.84	11.68	13.15	13.47	11.12	12.64	11.48	12.95	13.27
	3H	11.46	12.82	11.84	13.15	13.50	11.19	12.55	11.57	12.88	13.22
	4H	11.44	12.71	11.84	13.06	13.42	11.18	12.44	11.57	12.79	13.15
	6H	11.45	12.61	11.85	12.98	13.37	11.18	12.35	11.59	12.71	13.11
	8H	11.41	12.53	11.82	12.91	13.31	11.15	12.27	11.56	12.65	13.05
	12H	11.38	12.45	11.79	12.83	13.24	11.12	12.19	11.53	12.58	12.99
4H	2H	11.63	12.89	12.02	13.24	13.60	11.46	12.72	11.85	13.07	13.44
	3H	11.76	12.81	12.18	13.20	13.61	11.53	12.58	11.95	12.97	13.38
	4H	11.80	12.72	12.24	13.14	13.58	11.57	12.49	12.01	12.91	13.35
	6H	11.79	12.60	12.25	13.04	13.48	11.56	12.37	12.02	12.81	13.26
	8H	11.79	12.54	12.26	12.99	13.45	11.56	12.32	12.04	12.77	13.23
	12H	11.79	12.49	12.27	12.93	13.44	11.57	12.27	12.05	12.71	13.22
8H	4H	11.71	12.46	12.18	12.91	13.37	11.48	12.24	11.95	12.68	13.15
	6H	11.70	12.33	12.19	12.80	13.30	11.48	12.11	11.97	12.58	13.08
	8H	11.76	12.31	12.28	12.83	13.31	11.54	12.10	12.06	12.61	13.10
	12H	11.78	12.25	12.30	12.76	13.27	11.56	12.03	12.09	12.54	13.05
12H	4H	11.68	12.38	12.16	12.82	13.33	11.45	12.15	11.93	12.60	13.10
	6H	11.71	12.27	12.23	12.78	13.27	11.50	12.05	12.01	12.56	13.05
	8H	11.74	12.21	12.27	12.72	13.23	11.53	11.99	12.05	12.50	13.01
Variation with the observer position at spacings:											
S = 1.0H		0.7/-0.5					0.7/-0.5				
S = 1.5H		1.4/-2.6					1.4/-2.6				
S = 2.0H		3.2/-6.6					3.2/-6.6				
Standard tables:		BK1					BK1				
Uncorrected UGR		-6.7					-6.7				

依据CIE Publ. 117 计算 UGR, S/H = 0.25